

Titeflex R101 (130/180 SERIES)

SERIES: 130/180

SPECIFICATION:

SAE AS1946

MIL-DTL-25579

MIL-DTL-27267

BRAID: CRES

INNERCORE: PTFE Smoothbore

QUALIFICATIONS:

SAE AS1946, MIL-DTL-25579,

MIL-DTL-27267, TSO C53A,

TSO C75, AS1055 Type IIa & IIb,

Class A & B, Integral and Slip-on

Firesleeve

A medium pressure aerospace hose assembly qualified to AS1946 and MIL-DTL-25579. The hose consists of an extruded smoothbore PTFE innercore, reinforced with CRES 304 wire braid in a single layer on sizes -03 - 12, and a double layer (Z) on sizes -16 - 24. Operating pressures range from 1500 PSI (104 Bar) in the small diameters to 1000 PSI (69 Bar) in the largest diameters. PTFE provides excellent chemical resistance over a temperature range of -65°F to +450°F (-54°C to +232°C) with an unlimited shelf life. Standard fittings are CRES (Class I) or aluminum (Class II). Fire protection per AS1055 Class A & B can be either integral (RM/RF), or slip-on AS1072 firesleeve. Chafe sleeves are available in a variety of integral or slip-on materials. Hybrid assemblies combining flex hose with multi-bend tube are an Aero-Hose, Corp. specialty and provide improved vibration dampening, ease of installation, and maintenance over strictly rigid tube.



ENGLISH

HOSE SIZE	OPERATING PRESSURE	HOSE ID (MIN)	HOSE OD (MIN)	HOSE OD (MAX)	BRAIDED HOSE WT/1/	BEND RADIUS (MIN)/2/	PROOF PRESSURE	NEGATIVE PRESSURE	ROOM TEMP BURST (MIN)	HIGH TEMP BURST (MIN)
	psi	in	in	in	lb/in	in	psi	in HG	psi	psi
3	1,500	0.11	0.234	0.285	0.005	2	3,000	28	12,000	7,000
4	1,500	0.173	0.304	0.374	0.007	2	3,000	28	12,000	7,000
5	1,500	0.235	0.367	0.417	0.008	2	3,000	28	10,000	6,500
6	1,500	0.298	0.43	0.5	0.01	4	3,000	28	9,000	6,500
8	1,500	0.391	0.546	0.614	0.013	4.63	3,000	28	8,000	6,000
10	1,500	0.485	0.641	0.799	0.017	5.5	3,000	28	7,000	5,500
12	1,000	0.615	0.766	0.906	0.027	6.5	2,000	20	5,000	3,500
16Z	1,250	0.851	1.078	1.14	0.048	7.38	2,500	14	5,000	3,500
20Z	1,000	1.101	1.328	1.39	0.062	11	2,000	10	4,000	3,000
24Z	1,000	1.344	1.637	1.707	0.084	14	2,000	8	4,000	3,000

NOTES

/1/ Over minimum 12 inch length

/2/ Inside of bend

Sizes -03 to -05:180 Series



METRIC

HOSE SIZE	OPERATING PRESSURE	HOSE ID (MIN)	HOSE OD (MIN)	HOSE OD (MAX)	BRAIDED HOSE WT/1/	BEND RADIUS (MIN)/2/	PROOF PRESSURE	NEGATIVE PRESSURE	ROOM TEMP BURST (MIN)	HIGH TEMP BURST (MIN)
	bar	mm	mm	mm	g/m	mm	bar	mm Hg	bar	bar
3	103	2.79	5.9	7.2	89	51	207	711	827	483
4	103	4.8	7.7	8.7	125	51	207	711	827	483
5	103	5.97	9.3	10.3	143	51	207	711	689	448
6	103	7.87	11.2	11.91	179	102	207	711	621	448
8	103	9.93	13.9	14.86	232	117	207	711	552	414
10	103	12.32	16.3	17.45	304	140	207	711	483	379
12	69	15.62	19.5	20.62	482	165	138	508	345	241
16Z	86	21.62	27.4	28.96	857	185	172	356	345	241
20Z	69	27.97	33.7	35.31	1 107	279	138	254	276	207
24Z	69	34.14	41.6	43.36	1 500	356	138	203	276	207

NOTES

/1/ Over minimum 305mm length

/2/ Inside of bend

Titeflex R101 (130/180 SERIES) Flared (JIC) Fittings

ENGLISH-INCHES

straight Flared Fittings-mates with AS33656/AS4395 & AS33657/AS4396

HOSE SIZE	PART NUMBER	NUT THREAD SIZE (T)	NUT ENGAGEMENT LENGTH (A)	REACH MAX (B)	NUT SIZE (C)	COLLAR HEX SIZE (D)	DROP (E)	WEIGHT (LB) CRES	WEIGHT (LB) ALUM
3	Y40003-50	3/8-24	0.372	1.030	0.500	0.490	NA	0.04	*
4	Y40004-51	7/16-20	0.372	1.115	0.562	0.550	NA	0.05	*
5	Y40005-50	1/2-20	0.375	1.175	0.625	0.630	NA	0.07	*
6	Y40006-12	4/16-18	0.375	1.310	0.688	0.700	NA	0.08	*
8	Y40008-12	3/4-16	0.438	1.470	0.875	0.830	NA	0.13	0.1
10	Y40010-12	7/8-14	0.515	1.570	1.000	0.970	NA	0.18	1.1
12	Y40012-12	1-1/16-12	0.562	1.730	1.250	1.170	NA	0.28	0.1
16	Y40016Z-12	1-15/16-12	0.620	2.110	1.500	1.520	NA	0.46	0.2
20	Y40020Z-12	1-5/8-12	0.620	2.260	1.812	2.000	NA	0.84	0.4
24	Y40024Z-12	1-7/8-12	0.765	2.180	2.125	2.280	NA	1.11	0.5

45° ELBOW FLARED FITTINGS - MATES WITH AS33656/AS4395 & AS33657/AS4396

HOSE SIZE	PART NUMBER	NUT THREAD SIZE (T)	NUT ENGAGEMENT LENGTH (A)	REACH MAX (B)	NUT SIZE (C)	COLLAR HEX SIZE (D)	DROP (E)	WEIGHT (LB) CRES	WEIGHT (LB) ALUM
3	Y40103-50	3/8-24	0.372	1.470	0.500	0.490	0.328	0.05	*
4	Y40104-50	7/16-20	0.372	1.405	0.562	0.550	0.347	0.06	*
5	Y40105-50	1/2-20	0.375	1.575	0.625	0.630	0.414	0.07	*
6	Y40106-12	4/16-18	0.375	1.890	0.688	0.700	0.471	0.09	*
8	Y40108-12	3/4-16	0.438	2.190	0.875	0.830	0.572	0.15	0.1
10	Y40110-12	7/8-14	0.515	2.410	1.000	0.970	0.643	0.20	0.1
12	Y40112-12	1-1/16-12	0.562	2.750	1.250	1.170	0.680	0.31	0.2
16	Y40116Z-12	1-15/16-12	0.620	3.350	1.500	1.520	0.790	0.50	0.2
20	Y40120Z-12	1-5/8-12	0.620	3.870	1.812	2.000	0.930	0.93	0.3
24	Y40124Z-12	1-7/8-12	0.765	4.540	2.125	2.280	1.052	1.31	0.6

90° ELBOW FLARED FITTINGS - MATES WITH AS33656/AS4395 & AS33657/AS4396

HOSE SIZE	PART NUMBER	NUT THREAD SIZE (T)	NUT ENGAGEMENT LENGTH (A)	REACH MAX (B)	NUT SIZE (C)	COLLAR HEX SIZE (D)	DROP (E)	WEIGHT (LB) CRES	WEIGHT (LB) ALUM
3	Y40203-50	3/8-24	0.372	1.250	0.500	0.490	0.580	0.05	*
4	Y40204-50	7/16-20	0.372	1.265	0.562	0.550	0.642	0.06	*
5	Y40205-50	1/2-20	0.375	1.320	0.625	0.630	0.773	0.08	*
6	Y40206-12	4/16-18	0.375	1.630	0.688	0.700	0.862	0.09	*
8	Y40208-12	3/4-16	0.438	1.890	0.875	0.830	1.037	0.15	0.1
10	Y40210-12	7/8-14	0.515	2.060	1.000	0.970	1.281	0.21	0.1
12	Y40212-12	1-1/16-12	0.562	2.520	1.250	1.170	1.405	0.33	0.2
16	Y40216Z-12	1-15/16-12	0.620	3.290	1.500	1.520	1.708	0.52	0.3
20	Y40220Z-12	1-5/8-12	0.620	3.430	1.812	2.000	2.050	1.06	0.3
24	Y40224Z-12	1-7/8-12	0.765	4.360	2.125	2.280	2.370	1.45	0.6

NOTES:

Straight fitting material code: "-9"=CRES; "-10"=Aluminum from -8 to -24

45° and 90° elbow fitting material code: "-12"=CRES; "-13"=Aluminum from -8 to -24

No aluminum for -3 to -6

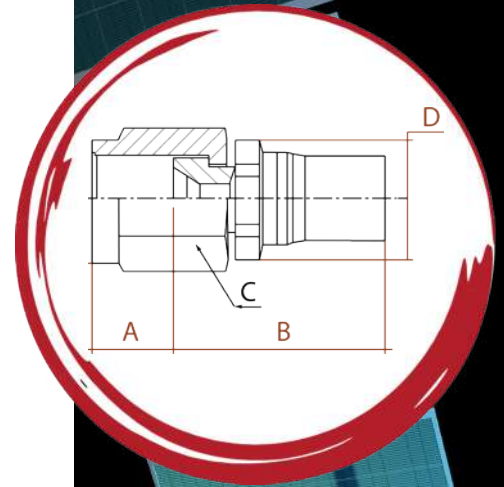
Titeflex R101 (130/180 SERIES)

Flared (JIC) Fittings

METRIC-MILLIMETERS

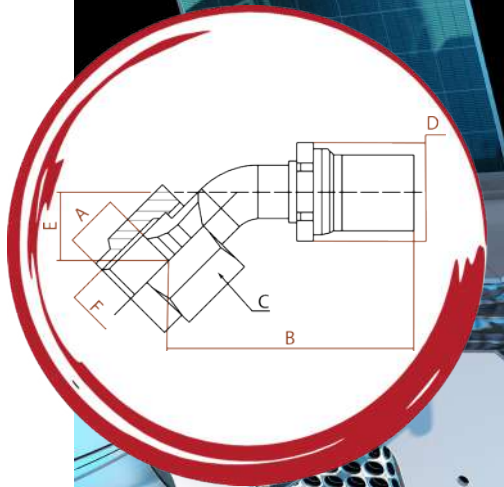
STRAIGHT FLARED FITTINGS - MATES WITH AS33656/AS4395 AND AS33657/AS4396

HOSE SIZE	PART NUMBER	NUT THREAD SIZE (T)	NUT ENGAGEMENT LENGTH (A)	REACH MAX (B)	NUT SIZE (C)	COLLAR HEX SIZE (D)	DROP (E)	WEIGHT (GRAMS) CRES	WEIGHT (GRAMS) LW.
3	Y40003-50	3/8-24	9.4	26.2	12.7	12.4	NA	20.3	*
4	Y40004-51	7/16-20	9.4	28.3	14.3	14.0	NA	20.7	*
5	Y40005-50	1/2-20	9.5	29.8	15.9	16.0	NA	29.5	*
6	Y40006-12	4/16-18	9.5	33.3	17.5	17.8	NA	36.0	*
8	Y40008-12	3/4-16	11.1	37.3	22.2	21.1	NA	59.5	30.5
10	Y40010-12	7/8-14	13.1	39.9	25.4	24.6	NA	82.0	37.5
12	Y40012-12	1-1/16-12	14.3	43.9	31.8	29.7	NA	127.0	59.5
16	Y40016Z-12	1-15/16-12	15.7	53.6	38.1	38.6	NA	209.0	100.0
20	Y40020Z-12	1-5/8-12	15.7	57.4	46.0	50.8	NA	382.0	164.0
24	Y40024Z-12	1-7/8-12	15.7	55.4	54.0	57.9	NA	502.0	219.0



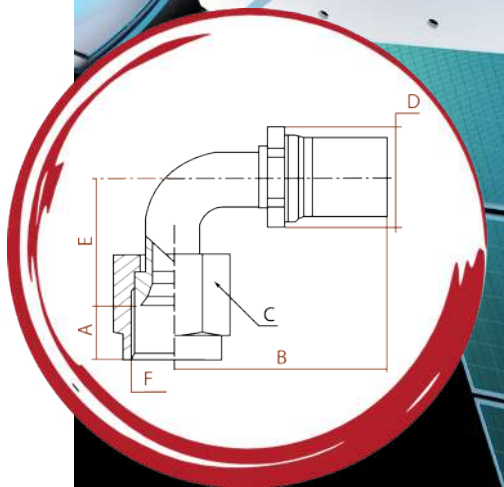
45° ELBOW FLARED FITTINGS - MATES WITH AS33656/AS4395 & AS33657/AS4396

HOSE SIZE	PART NUMBER	NUT THREAD SIZE (T)	NUT ENGAGEMENT LENGTH (A)	REACH MAX (B)	NUT SIZE (C)	COLLAR HEX SIZE (D)	DROP (E)	WEIGHT (GRAMS) CRES	WEIGHT (GRAMS) ALUM
3	Y40103-50	3/8-24	9.4	37.3	12.7	12.4	8.3	21.5	*
4	Y40104-50	7/16-20	9.4	35.7	14.3	14.0	8.8	26.0	*
5	Y40105-50	1/2-20	9.5	40.0	15.9	16.0	10.5	32.5	*
6	Y40106-12	4/16-18	9.5	48.0	17.5	17.8	12.0	39.0	*
8	Y40108-12	3/4-16	11.1	55.6	22.2	21.1	14.5	66.5	33.5
10	Y40110-12	7/8-14	13.1	61.2	25.4	24.6	16.3	89.0	44.5
12	Y40112-12	1-1/16-12	14.3	69.9	31.8	29.7	17.3	142.0	69
16	Y40116Z-12	1-15/16-12	15.7	85.1	38.1	38.6	20.1	227.0	110
20	Y40120Z-12	1-5/8-12	15.7	98.3	46.0	50.8	23.6	423.0	145
24	Y40124Z-12	1-7/8-12	15.7	115.3	54.0	57.9	26.7	595.0	254



90° ELBOW FLARED FITTINGS - MATES WITH AS33656/AS4395 AND AS33657/AS4396

HOSE SIZE	PART NUMBER	NUT THREAD SIZE (T)	NUT ENGAGEMENT LENGTH (A)	REACH MAX (B)	NUT SIZE (C)	COLLAR HEX SIZE (D)	DROP (E)	WEIGHT (LB) CRES	WEIGHT (LB) ALUM
3	Y40203-50	3/8-24	9.4	31.8	12.7	12.4	14.7	22.0	*
4	Y40204-50	7/16-20	9.4	32.1	14.3	14.0	16.3	28.0	*
5	Y40205-50	1/2-20	9.5	33.5	15.9	16.0	19.6	35.0	*
6	Y40206-12	4/16-18	9.5	41.4	17.5	17.8	21.9	41.5	*
8	Y40208-12	3/4-16	11.1	48.0	22.2	21.1	26.3	69.0	35.0
10	Y40210-12	7/8-14	13.1	52.3	25.4	24.6	32.5	94.0	46.0
12	Y40212-12	1-1/16-12	14.3	64.0	31.8	29.7	35.7	148.0	71.0
16	Y40216Z-12	1-15/16-12	15.7	83.6	38.1	38.6	43.4	238.0	131.0
20	Y40220Z-12	1-5/8-12	15.7	87.1	46.0	50.8	52.1	480.0	156.0
24	Y40224Z-12	1-7/8-12	15.7	110.7	54.0	57.9	60.2	656.0	275.0



NOTES:

Straight fitting material code: "-9"=CRES; "-10"=Aluminum from -8 to -24

45° and 90° elbow fitting material code: "-12"=CRES; "-13"=Aluminum from -8 to -24

No aluminum for -3 to -6

Titeflex R101 (130/180 SERIES) Flareless (NAS) Fittings

ENGLISH-INCHES

STRAIGHT FLARELESS FITTINGS - MATES WITH AS33514/AS33515 & AS4375/AS4377

HOSE SIZE	PART NUMBER	NUT THREAD SIZE (T)	NUT ENGAGEMENT LENGTH (A)	REACH MAX (B)	NUT SIZE (C)	COLLAR HEX SIZE (D)	DROP (E)	GAGE POINT (F)	WEIGHT (LB) CRES	WEIGHT (LB) ALUM
3	Y40403-50	3/8-24	0.222	1.160	0.500	0.490	NA	0.140	0.04	*
4	Y40404-50	7/16-20	0.320	1.165	0.562	0.550	NA	0.155	0.05	*
5	Y40405-50	1/2-20	0.310	1.230	0.625	0.630	NA	0.157	0.07	*
6	Y40406-15	4/16-18	0.327	1.360	0.688	0.700	NA	0.164	0.08	*
8	Y40408-15	3/4-16	0.368	1.550	0.875	0.830	NA	0.189	0.11	0.1
10	Y40410-15	7/8-14	0.396	1.700	1.000	0.970	NA	0.201	0.20	0.1
12	Y40412-15	1-1/16-12	0.421	1.880	1.250	1.170	NA	0.228	0.32	0.1
16	Y40416Z-15	1-15/16-12	0.425	2.310	1.500	1.520	NA	0.297	0.52	0.2
20	Y40420Z-15	1-5/8-12	0.452	2.430	1.812	2.000	NA	0.3	0.95	0.4
24	Y40424Z-15	1-7/8-12	0.477	2.500	2.125	2.280	NA	0.365	1.30	0.6

45° ELBOW FLARELESS FITTINGS - MATES WITH AS33514/AS33515 & AS4375/AS4377

HOSE SIZE	PART NUMBER	NUT THREAD SIZE (T)	NUT ENGAGEMENT LENGTH (A)	REACH MAX (B)	NUT SIZE (C)	COLLAR HEX SIZE (D)	DROP (E)	GAGE POINT (F)	WEIGHT (LB) CRES	WEIGHT (LB) ALUM
3	Y40503-50	3/8-24	0.222	1.460	0.500	0.490	0.413	0.140	0.04	*
4	Y40504-50	7/16-20	0.320	1.585	0.562	0.550	0.419	0.155	0.06	*
5	Y40505-50	1/2-20	0.310	1.620	0.625	0.630	0.460	0.157	0.07	*
6	Y40506-15	4/16-18	0.327	2.030	0.688	0.700	0.544	0.164	0.08	*
8	Y40508-15	3/4-16	0.368	2.260	0.875	0.830	0.602	0.189	0.15	0.1
10	Y40510-15	7/8-14	0.396	2.600	1.000	0.970	0.735	0.201	0.20	0.1
12	Y40512-15	1-1/16-12	0.421	2.940	1.250	1.170	0.735	0.228	0.35	0.2
16	Y40516Z-15	1-15/16-12	0.425	3.500	1.500	1.520	0.936	0.297	0.58	0.3
20	Y40520Z-15	1-5/8-12	0.452	4.070	1.812	2.000	1.056	0.3	1.09	0.5
24	Y40524Z-15	1-7/8-12	0.477	4.600	2.125	2.280	1.276	0.365	1.52	0.6

90° ELBOW FLARELESS FITTINGS - MATES WITH AS33514/AS33515 & AS4375/AS4377

HOSE SIZE	PART NUMBER	NUT THREAD SIZE (T)	NUT ENGAGEMENT LENGTH (A)	REACH MAX (B)	NUT SIZE (C)	COLLAR HEX SIZE (D)	DROP (E)	GAGE POINT (F)	WEIGHT (LB) CRES	WEIGHT (LB) ALUM
3	Y40603-50	3/8-24	0.222	1.320	0.500	0.490	0.699	0.140	0.05	*
4	Y40604-50	7/16-20	0.320	1.205	0.562	0.550	0.744	0.155	0.06	*
5	Y40605-50	1/2-20	0.310	1.320	0.625	0.630	0.838	0.157	0.07	*
6	Y40606-15	4/16-18	0.327	1.700	0.688	0.700	0.995	0.164	0.09	*
8	Y40608-15	3/4-16	0.368	1.950	0.875	0.830	1.149	0.189	0.15	0.1
10	Y40610-15	7/8-14	0.396	2.260	1.000	0.970	1.411	0.201	0.21	0.1
12	Y40612-15	1-1/16-12	0.421	2.650	1.250	1.170	1.485	0.228	0.36	0.2
16	Y40616Z-15	1-15/16-12	0.425	3.340	1.500	1.520	1.914	0.297	0.60	0.3
20	Y40620Z-15	1-5/8-12	0.452	3.510	1.812	2.000	2.230	0.3	1.14	0.5
24	Y40624Z-15	1-7/8-12	0.477	4.190	2.125	2.280	2.688	0.365	1.63	0.7

NOTES:

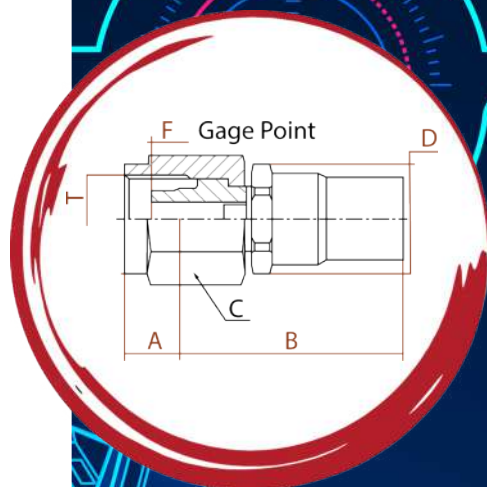
Fitting material code: "-15"=CRES; "-16"=Aluminum

Titeflex R101 (130/180 SERIES) Flareless (NAS) Fittings

METRIC-MILLIMETERS

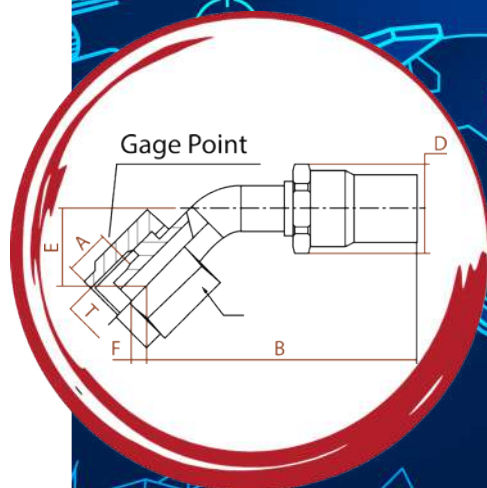
STRAIGHT FLARELESS FITTINGS - MATES WITH AS33514/AS33515 & AS4375/AS4377

HOSE SIZE	PART NUMBER	NUT THREAD SIZE (T)	NUT ENGAGEMENT LENGTH (A)	REACH MAX (B)	NUT SIZE (C)	COLLAR HEX SIZE (D)	DROP (E)	GAGE POINT (F)	WEIGHT (GRAMS) CRES	WEIGHT (GRAMS) LW.
3	Y40403-50	3/8-24	5.6	29.5	12.7	12.4	NA	3.556	18.0	*
4	Y40404-50	7/16-20	8.1	29.6	14.3	14.0	NA	3.937	22.5	*
5	Y40405-50	1/2-20	7.9	31.2	15.9	16.0	NA	3.988	30.0	*
6	Y40406-15	4/16-18	8.3	34.5	17.5	17.8	NA	4.166	35.0	*
8	Y40408-15	3/4-16	9.3	39.4	22.2	21.1	NA	4.801	50.0	26.0
10	Y40410-15	7/8-14	10.1	43.2	25.4	24.6	NA	5.105	89.0	40.5
12	Y40412-15	1-1/16-12	10.7	47.8	31.8	29.7	NA	5.791	143.0	65.0
16	Y40416Z-15	1-15/16-12	10.8	58.7	38.1	38.6	NA	7.544	238.0	111.0
20	Y40420Z-15	1-5/8-12	11.5	61.7	46.0	50.8	NA	7.62	429.0	183.0
24	Y40424Z-15	1-7/8-12	11.4	63.5	54.0	57.9	NA	9.271	590.0	250.0



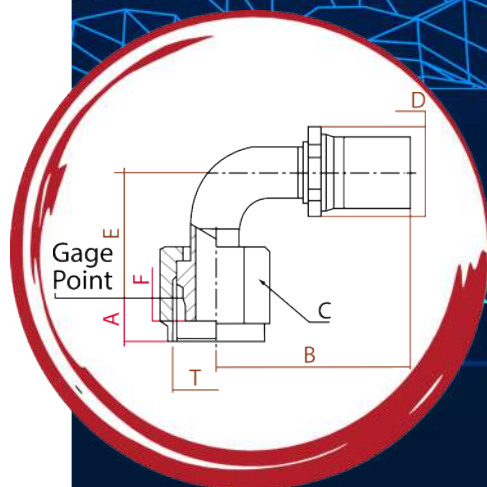
45° ELBOW FLARELESS FITTINGS - MATES WITH AS33514/AS33515 & AS4375/AS4377

HOSE SIZE	PART NUMBER	NUT THREAD SIZE (T)	NUT ENGAGEMENT LENGTH (A)	REACH MAX (B)	NUT SIZE (C)	COLLAR HEX SIZE (D)	DROP (E)	GAGE POINT (F)	WEIGHT (GRAMS) CRES	WEIGHT (GRAMS) LW.
3	Y40503-50	3/8-24	5.6	37.1	12.7	12.4	10.5	2.515	20.0	*
4	Y40504-50	7/16-20	8.1	40.3	14.3	14.0	10.6	2.794	27.0	*
5	Y40505-50	1/2-20	7.9	41.1	15.9	16.0	11.7	3.607	33.0	*
6	Y40506-15	4/16-18	8.3	51.6	17.5	17.8	13.8	2.946	38.0	*
8	Y40508-15	3/4-16	9.3	57.4	22.2	21.1	15.3	3.404	67.5	32.0
10	Y40510-15	7/8-14	10.1	66.0	25.4	24.6	18.7	3.607	91.0	41.0
12	Y40512-15	1-1/16-12	10.7	74.7	31.8	29.7	18.7	4.089	157.0	70.0
16	Y40516Z-15	1-15/16-12	10.8	88.9	38.1	38.6	23.8	5.334	262.0	119.0
20	Y40520Z-15	1-5/8-12	11.5	103.4	46.0	50.8	26.8	5.385	495.0	206.0
24	Y40524Z-15	1-7/8-12	11.4	116.8	54.0	57.9	32.4	6.553	690.0	284.0



90° ELBOW FLARELESS FITTINGS - MATES WITH AS33514/AS33515 & AS4375/AS4377

HOSE SIZE	PART NUMBER	NUT THREAD SIZE (T)	NUT ENGAGEMENT LENGTH (A)	REACH MAX (B)	NUT SIZE (C)	COLLAR HEX SIZE (D)	DROP (E)	GAGE POINT (F)	WEIGHT (GRAMS) CRES	WEIGHT (GRAMS) LW.
3	Y40603-50	3/8-24	5.6	33.5	12.7	12.4	17.8	3.556	22.5	*
4	Y40604-50	7/16-20	8.1	30.6	14.3	14.0	18.9	3.937	28.5	*
5	Y40605-50	1/2-20	7.9	33.5	15.9	16.0	21.3	3.988	34.0	*
6	Y40606-15	4/16-18	8.3	43.2	17.5	17.8	25.3	4.166	40.0	*
8	Y40608-15	3/4-16	9.3	49.5	22.2	21.1	29.2	4.801	69.0	33.0
10	Y40610-15	7/8-14	10.1	57.4	25.4	24.6	35.8	5.105	97.0	43.0
12	Y40612-15	1-1/16-12	10.7	67.3	31.8	29.7	37.7	5.791	162.0	72.0
16	Y40616Z-15	1-15/16-12	10.8	84.8	38.1	38.6	48.6	7.544	272.0	123.0
20	Y40620Z-15	1-5/8-12	11.5	89.2	46.0	50.8	56.6	7.62	516.0	213.0
24	Y40624Z-15	1-7/8-12	11.4	106.4	54.0	57.9	68.3	9.271	740.0	300.0



NOTES:

Fitting material code: "-15"=CRES; "-16"=Aluminum

Titeflex R101 (130/180 SERIES) Dualseal Fittings

ENGLISH-INCHES

STRAIGHT DUALSEAL - MATES WITH MIL-F-85421/1 & /2 & AS4207

HOSE SIZE	PART NUMBER	NUT THREAD SIZE (T)	NUT ENGAGEMENT LENGTH (A)	REACH MAX (B)	NUT SIZE (C)	COLLAR HEX SIZE (D)	DROP (E)	WEIGHT (LB) CRES
4	Y43004-50	7/16-24	0.215	1.290	0.562	0.550	NA	0.1
5	Y43005-50	1/2-24	0.215	1.150	0.625	0.630	NA	0.1
6	Y43006-47	9/16-20	0.235	1.245	0.688	0.700	NA	0.1
8	Y43008-47	13/32-20	0.248	1.330	0.875	0.830	NA	0.1
10	Y43010-47	27/32-18	0.312	1.380	1.000	0.970	NA	0.1
12	Y43012-47	1-16	0.352	1.570	1.125	1.170	NA	0.2
16	Y43016-47	1-1/4-14	0.380	1.975	1.375	1.520	NA	0.4
20	Y43020-47	1-37/64-14	0.395	2.080	1.875	2.000	NA	0.5
24	Y43024-47	1-27/32-14	0.482	1.970	2.125	2.280	NA	0.7

45° ELBOW DUALSEAL FITTINGS - MATES WITH MIL-F-85421/1 & /2 & AS4207

HOSE SIZE	PART NUMBER	NUT THREAD SIZE (T)	NUT ENGAGEMENT LENGTH (A)	REACH MAX (B)	NUT SIZE (C)	COLLAR HEX SIZE (D)	DROP (E)	WEIGHT (LB) CRES
4	Y43104-50	7/16-24	0.215	1.805	0.562	0.550	0.481	0.1
5	Y43105-50	1/2-24	0.215	1.860	0.625	0.630	0.501	0.1
6	Y43106-47	9/16-20	0.235	1.990	0.688	0.700	0.57	0.1
8	Y43108-47	13/32-20	0.248	2.250	0.875	0.830	0.645	0.1
10	Y43110-47	27/32-18	0.312	2.440	1.000	0.970	0.736	0.2
12	Y43112-47	1-16	0.352	2.800	1.125	1.170	0.788	0.2
16	Y43116-47	1-1/4-14	0.380	3.360	1.375	1.520	0.917	0.4
20	Y43120-47	1-37/64-14	0.395	3.780	1.875	2.000	1.144	0.6
24	Y43124-47	1-27/32-14	0.482	3.960	2.125	2.280	1.289	0.9

90° ELBOW DUALSEAL FITTINGS - MATES WITH MIL-F-85421/1 & /2 & AS4207

HOSE SIZE	PART NUMBER	NUT THREAD SIZE (T)	NUT ENGAGEMENT LENGTH (A)	REACH MAX (B)	NUT SIZE (C)	COLLAR HEX SIZE (D)	DROP (E)	WEIGHT (LB) CRES
4	Y43204-50	7/16-24	0.215	1.460	0.562	0.550	0.826	0.1
5	Y43205-50	1/2-24	0.215	1.500	0.625	0.630	0.896	0.1
6	Y43206-47	9/16-20	0.235	1.630	0.688	0.700	1.030	0.1
8	Y43208-47	13/32-20	0.248	1.890	0.875	0.830	1.210	0.1
10	Y43210-47	27/32-18	0.312	2.060	1.000	0.970	1.414	0.2
12	Y43212-47	1-16	0.352	2.450	1.125	1.170	1.560	0.2
16	Y43216-47	1-1/4-14	0.380	3.020	1.375	1.520	1.888	0.4
20	Y43220-47	1-37/64-14	0.395	3.360	1.875	2.000	2.361	0.7
24	Y43224-47	1-27/32-14	0.482	3.540	2.125	2.280	2.716	0.9

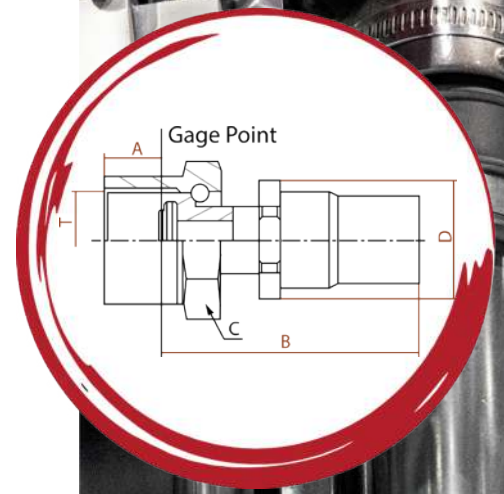
Titeflex R101 (130/180 SERIES)

Dualseal Fittings

METRIC-MILLIMETERS

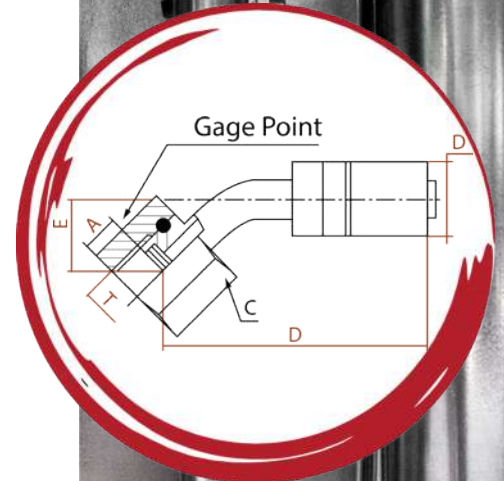
STRAIGHT DUALSEAL FITTINGS - MATES WITH MIL-F-85421/1 & /2 & AS4207

HOSE SIZE	PART NUMBER	NUT THREAD SIZE (T)	NUT ENGAGEMENT LENGTH (A)	REACH MAX (B)	NUT SIZE (C)	COLLAR HEX SIZE (D)	DROP (E)	WEIGHT (GRAMS) CRES
4	Y43004-50	7/16-24	5.5	32.8	14.3	14.0	NA	27.0
5	Y43005-50	1/2-24	5.5	29.2	15.9	16.0	NA	32.0
6	Y43006-47	9/16-20	6.0	31.6	17.5	17.8	NA	41.0
8	Y43008-47	13/32-20	6.3	33.8	22.2	21.1	NA	53.0
10	Y43010-47	27/32-18	7.9	35.1	25.4	24.6	NA	60.0
12	Y43012-47	1-16	8.9	39.9	28.6	29.7	NA	91.0
16	Y43016-47	1-1/4-14	9.7	50.2	34.9	38.6	NA	158.0
20	Y43020-47	1-37/64-14	10.0	52.8	47.6	50.8	NA	216.0
24	Y43024-47	1-27/32-14	12.2	50.0	54.0	57.9	NA	322.1



45° ELBOW DUALSEAL FITTINGS - MATES WITH MIL-F-85421/1 & /2 & AS4207

HOSE SIZE	PART NUMBER	NUT THREAD SIZE (T)	NUT ENGAGEMENT LENGTH (A)	REACH MAX (B)	NUT SIZE (C)	COLLAR HEX SIZE (D)	DROP (E)	WEIGHT (GRAMS) CRES
4	Y43104-50	7/16-24	5.5	45.8	14.3	14.0	12.2	28.0
5	Y43105-50	1/2-24	5.5	47.2	15.9	16.0	12.7	35.0
6	Y43106-47	9/16-20	6.0	50.5	17.5	17.8	14.5	36.0
8	Y43108-47	13/32-20	6.3	57.2	22.2	21.1	16.4	58.0
10	Y43110-47	27/32-18	7.9	62.0	25.4	24.6	18.7	80.0
12	Y43112-47	1-16	8.9	71.1	28.6	29.7	20.0	99.8
16	Y43116-47	1-1/4-14	9.7	85.3	34.9	38.6	23.3	158.8
20	Y43120-47	1-37/64-14	10.0	96.0	47.6	50.8	29.1	281.2
24	Y43124-47	1-27/32-14	12.2	100.6	54.0	57.9	32.7	385.6



90° ELBOW DUALSEAL FITTINGS - MATES WITH MIL-F-85421/1 & /2 & AS4207

HOSE SIZE	PART NUMBER	NUT THREAD SIZE (T)	NUT ENGAGEMENT LENGTH (A)	REACH MAX (B)	NUT SIZE (C)	COLLAR HEX SIZE (D)	DROP (E)	WEIGHT (GRAMS) CRES
4	Y43204-50	7/16-24	5.5	37.1	14.3	14.0	21.0	29.0
5	Y43205-50	1/2-24	5.5	38.1	15.9	16.0	22.8	37.0
6	Y43206-47	9/16-20	6.0	41.4	17.5	17.8	26.2	48.0
8	Y43208-47	13/32-20	6.3	48.0	22.2	21.1	30.7	61.0
10	Y43210-47	27/32-18	7.9	52.3	25.4	24.6	35.9	83.0
12	Y43212-47	1-16	8.9	62.2	28.6	29.7	39.6	104.3
16	Y43216-47	1-1/4-14	9.7	76.7	34.9	38.6	48.0	163.3
20	Y43220-47	1-37/64-14	10.0	85.3	47.6	50.8	60.0	294.8
24	Y43224-47	1-27/32-14	12.2	89.9	54.0	57.9	69.0	408.2

