

Titeflex R157 (660 SERIES)

SERIES: 660
SPECIFICATION: SAE AS604
BRAID: CRES
INNERCORE: PTFE Smoothbore
QUALIFICATIONS: SAE AS604,
 TSO C75 Type IIIB-S/P-F,
 AS1055 Type IIa & IIb, Class A & B,
 Integral and Slip-on Firesleeve

R157 (660 Series) is a heavyweight 3000psi (207 bar) aerospace hose assembly qualified to AS604. The hose consists of an extruded smoothbore PTFE innercore, reinforced with multiple layers of CRES 304 wire braid. The PTFE innercore is conductive and provides excellent chemical resistance through a temperature range of -65°F to +400°F (-54°C to +204°C) with unlimited shelf life. The 660 Series is especially suited to applications with significant impulsing, and outputs from hydraulic or pneumatic pumps. Standard fittings are CRES, however titanium fittings are also available. Fire protection per AS1055 Class A & B can be either integral, or slip-on AS1072 firesleeve. Chafe sleeves are available in a variety of integral or slip-on materials. Hybrid assemblies combining flex hose with multi-bend tube are an Aero-Hose, Corp. specialty and provide improved vibration dampening, ease of installation and maintenance over strictly rigid tube.



ENGLISH

HOSE SIZE	OPERATING PRESSURE	HOSE ID (MIN)	HOSE OD (MIN)	HOSE OD (MAX)	BRAIDED HOSE WT/1/	BEND RADIUS (MIN)/2/	PROOF PRESSURE	ROOM TEMP BURST (MIN)	HIGH TEMP BURST (MIN)
	psi	in	in	in	lb/in	in	psi	psi	psi
4	3,000	0.224	0.39	0.41	0.011	3	6,000	16,000	12,000
6	3,000	0.298	0.535	0.595	0.028	5	6,000	14,000	10,500
8	3,000	0.391	0.675	0.735	0.04	5.75	6,000	14,000	10,500
10	3,000	0.485	0.875	0.935	0.062	6.5	6,000	12,000	9,000
12	3,000	0.602	1.03	1.09	0.086	7.75	6,000	12,000	9,000
16	3,000	0.852	1.35	1.41	0.14	9.63	6,000	12,000	9,000

NOTES

/1/ Over minimum 12 inch length

/2/ Inside of bend



METRIC

HOSE SIZE	OPERATING PRESSURE	HOSE ID (MIN)	HOSE OD (MIN)	HOSE OD (MAX)	BRAIDED HOSE WT/1/	BEND RADIUS (MIN)/2/	PROOF PRESSURE	ROOM TEMP BURST (MIN)	HIGH TEMP BURST (MIN)
	bar	mm	mm	mm	g/m	mm	bar	bar	bar
4	207	5.69	9.91	10.41	199	76.2	414	1 103	827
6	207	7.6	14.2	15	500	127	414	965	724
8	207	10	17.4	18.16	714	146	414	965	724
10	207	13.3	22.2	23	1 107	165	414	827	621
12	207	16.5	26.4	27.43	1 536	197	414	827	621
16	207	22.1	34.3	35.31	2 500	244	414	827	621

NOTES

/1/ Over minimum 305mm length

/2/ Inside of bend

Titeflex R157 (660 SERIES) Flared (JIC) Fittings

ENGLISH-INCHES

STRAIGHT FLARED FITTINGS - MATES WITH AS33656/AS4395 & AS33657/AS4396

HOSE SIZE	PART NUMBER	NUT THREAD SIZE (T)	NUT ENGAGEMENT LENGTH (A)	REACH MAX (B)	NUT SIZE (C)	COLLAR HEX SIZE (D)	WEIGHT (LB) CRES
4	Y40004-22	7/16-20	0.372	1.510	0.562	0.875	0.1
6	Y40006-22	9/16-18	0.375	1.800	0.688	1.000	0.1
8	Y40008-22	3/4-16	0.438	2.040	0.875	1.200	0.2
10	Y40010-22	7/8-14	0.515	2.310	1.000	1.406	0.2
12	Y40012-22	1-1/16-12	0.562	2.490	1.250	1.687	0.4
16	Y40016-22	1-5/16-12	0.620	2.670	1.500	2.000	0.6

45° ELBOW FLARED FITTINGS - MATES WITH AS33656/AS4395 & AS33657/AS4396

HOSE SIZE	PART NUMBER	NUT THREAD SIZE (T)	NUT ENGAGEMENT LENGTH (A)	REACH MAX (B)	NUT SIZE (C)	COLLAR HEX SIZE (D)	DROP (E)	WEIGHT (LB) CRES
4	Y40104-24	7/16-20	0.372	1.900	0.562	0.875	0.348	0.1
6	Y40106-24	9/16-18	0.375	2.250	0.688	1.000	0.471	0.1
8	Y40108-24	3/4-16	0.438	2.650	0.875	1.200	0.572	0.2
10	Y40110-24	7/8-14	0.515	3.190	1.000	1.406	0.643	0.3
12	Y40112-24	1-1/16-12	0.562	3.560	1.250	1.687	0.68	0.5
16	Y40116-24	1-5/16-12	0.620	4.350	1.500	2.000	0.79	0.7

90° ELBOW FLARED FITTINGS - MATES WITH AS33656/AS4395 & AS33657/AS4396

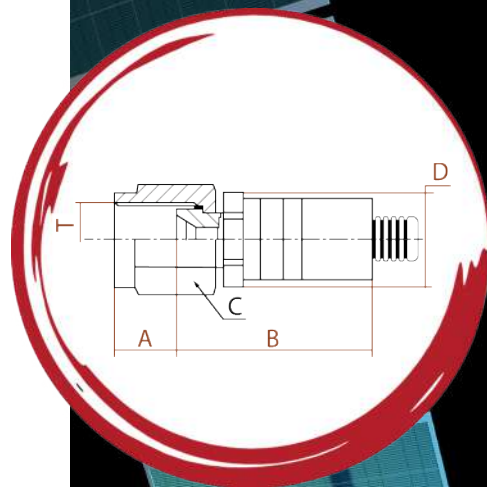
HOSE SIZE	PART NUMBER	NUT THREAD SIZE (T)	NUT ENGAGEMENT LENGTH (A)	REACH MAX (B)	NUT SIZE (C)	COLLAR HEX SIZE (D)	DROP (E)	WEIGHT (LB) CRES
4	Y40204-24	7/16-20	0.372	1.580	0.562	0.875	0.642	0.1
6	Y40206-24	9/16-18	0.375	1.800	0.688	1.000	0.89	0.1
8	Y40208-24	3/4-16	0.438	2.400	0.875	1.200	1.107	0.2
10	Y40210-24	7/8-14	0.515	3.040	1.000	1.406	1.281	0.3
12	Y40212-24	1-1/16-12	0.562	3.350	1.250	1.687	1.405	0.5
16	Y40216-24	1-5/16-12	0.620	4.260	1.500	2.000	1.833	0.8

Titeflex R157 (660 SERIES) Flared (JIC) Fittings

METRIC-MILLIMETERS

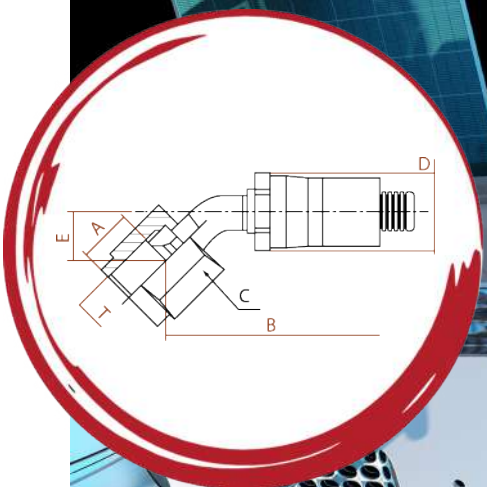
STRAIGHT FLARED FITTINGS - MATES WITH AS33656/AS4395 & AS33657/AS4396

HOSE SIZE	PART NUMBER	NUT THREAD SIZE (T)	NUT ENGAGEMENT LENGTH (A)	REACH MAX (B)	NUT SIZE (C)	COLLAR HEX SIZE (D)	DROP (E)	WEIGHT (GRAMS) CRES
4	Y40004-22	7/16-20	9.4	38.4	14.3	22.2	NA	30.0
6	Y40006-22	9/16-18	9.5	45.7	17.5	25.4	NA	54.0
8	Y40008-22	3/4-16	11.1	51.8	22.2	30.5	NA	89.0
10	Y40010-22	7/8-14	13.1	58.7	25.4	35.7	NA	113.0
12	Y40012-22	1-1/16-12	14.3	63.2	31.8	42.8	NA	199.0
16	Y40016-22	1-5/16-12	15.7	67.8	38.1	50.8	NA	294.5



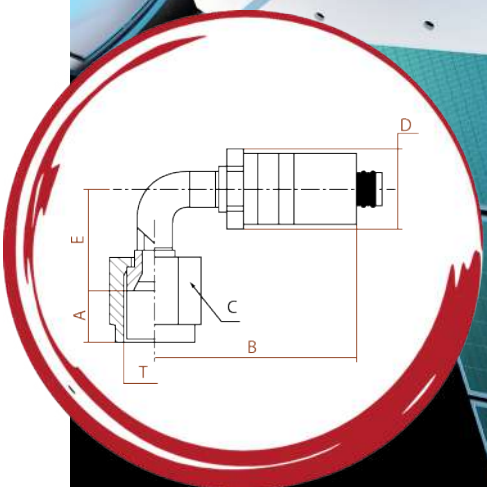
45° ELBOW FLARED FITTINGS - MATES WITH AS33656/AS4395 & AS33657/AS4396

HOSE SIZE	PART NUMBER	NUT THREAD SIZE (T)	NUT ENGAGEMENT LENGTH (A)	REACH MAX (B)	NUT SIZE (C)	COLLAR HEX SIZE (D)	DROP (E)	WEIGHT (GRAMS) CRES
4	Y40104-24	7/16-20	9.4	48.3	14.3	22.2	8.8	33.5
6	Y40106-24	9/16-18	9.5	57.2	17.5	25.4	12.0	61.0
8	Y40108-24	3/4-16	11.1	67.3	22.2	30.5	14.5	99.0
10	Y40110-24	7/8-14	13.1	81.0	25.4	35.7	16.3	135.5
12	Y40112-24	1-1/16-12	14.3	90.4	31.8	42.8	17.3	224.5
16	Y40116-24	1-5/16-12	15.7	110.5	38.1	50.8	20.1	327.0



90° ELBOW FLARED FITTINGS - MATES WITH AS33656/AS4395 & AS33657/AS4396

HOSE SIZE	PART NUMBER	NUT THREAD SIZE (T)	NUT ENGAGEMENT LENGTH (A)	REACH MAX (B)	NUT SIZE (C)	COLLAR HEX SIZE (D)	DROP (E)	WEIGHT (GRAMS) CRES
4	Y40204-24	7/16-20	9.4	40.1	14.3	22.2	16.3	33.5
6	Y40206-24	9/16-18	9.5	45.7	17.5	25.4	22.6	63.0
8	Y40208-24	3/4-16	11.1	61.0	22.2	30.5	28.1	103.0
10	Y40210-24	7/8-14	13.1	77.2	25.4	35.7	32.5	142.5
12	Y40212-24	1-1/16-12	14.3	85.1	31.8	42.8	35.7	240.5
16	Y40216-24	1-5/16-12	15.7	108.2	38.1	50.8	46.6	379.5



Titeflex R157 (660 SERIES) Flareless (NAS) Fittings

ENGLISH-INCHES

STRAIGHT FLARELESS FITTINGS - MATES WITH AS33514/AS33515 & AS4375/AS4377

HOSE SIZE	PART NUMBER	NUT THREAD SIZE (T)	NUT ENGAGEMENT LENGTH (A)	REACH MAX (B)	NUT SIZE (C)	COLLAR HEX SIZE (D)	DROP (E)	GAGE POINT (F)	WEIGHT (LB) CRES
4	Y40404-62	7/16-20	0.320	1.560	0.562	0.875	NA	0.155	0.1
6	Y40406-62	9/16-18	0.327	1.800	1.800	1.000	NA	0.164	0.1
8	Y40408-62	3/4-16	0.368	2.060	2.060	1.200	NA	0.189	0.2
10	Y40410-62	7/8-14	0.396	2.440	2.440	1.406	NA	0.201	0.3
12	Y40412-62	1-1/16-12	0.421	2.560	2.560	1.687	NA	0.228	0.5
16	Y40416-62	1-5/16-12	0.425	3.000	3.000	2.000	NA	0.297	0.7

45° ELBOW FLARELESS FITTINGS - MATES WITH AS33514/AS33515 & AS4375/AS4377

HOSE SIZE	PART NUMBER	NUT THREAD SIZE (T)	NUT ENGAGEMENT LENGTH (A)	REACH MAX (B)	NUT SIZE (C)	COLLAR HEX SIZE (D)	DROP (E)	GAGE POINT (F)	WEIGHT (LB) CRES
4	Y40504-62	7/16-20	0.320	2.170	0.562	0.875	0.418	0.110	0.1
6	Y40506-62	9/16-18	0.327	2.680	1.800	1.000	0.544	0.116	0.1
8	Y40508-62	3/4-16	0.368	3.110	2.060	1.200	0.601	0.134	0.2
10	Y40510-62	7/8-14	0.396	3.590	2.440	1.406	0.736	0.142	0.3
12	Y40512-62	1-1/16-12	0.421	3.670	2.560	1.687	0.735	0.161	0.5
16	Y40516-62	1-5/16-12	0.425	4.445	3.000	2.000	0.936	0.210	0.8

90° ELBOW FLARELESS FITTINGS - MATES WITH AS33514/AS33515 & AS4375/AS4377

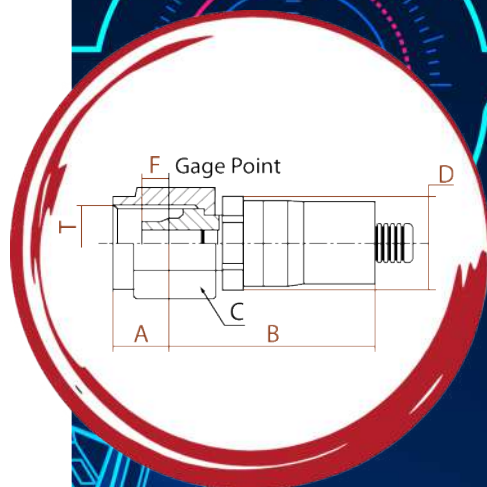
HOSE SIZE	PART NUMBER	NUT THREAD SIZE (T)	NUT ENGAGEMENT LENGTH (A)	REACH MAX (B)	NUT SIZE (C)	COLLAR HEX SIZE (D)	DROP (E)	GAGE POINT (F)	WEIGHT (LB) CRES
4	Y40604-62	7/16-20	0.320	1.580	0.562	0.875	0.744	0.155	0.1
6	Y40606-62	9/16-18	0.327	1.800	1.800	1.000	0.995	0.164	0.1
8	Y40608-62	3/4-16	0.368	2.400	2.060	1.200	1.149	0.189	0.2
10	Y40610-62	7/8-14	0.396	3.040	2.440	1.406	1.411	0.201	0.3
12	Y40612-62	1-1/16-12	0.421	3.350	2.560	1.687	1.485	0.228	0.6
16	Y40616-62	1-5/16-12	0.425	4.260	3.000	2.000	1.914	0.297	0.9

Titeflex R157 (660 SERIES) Flareless (NAS) Fittings

METRIC-MILLIMETERS

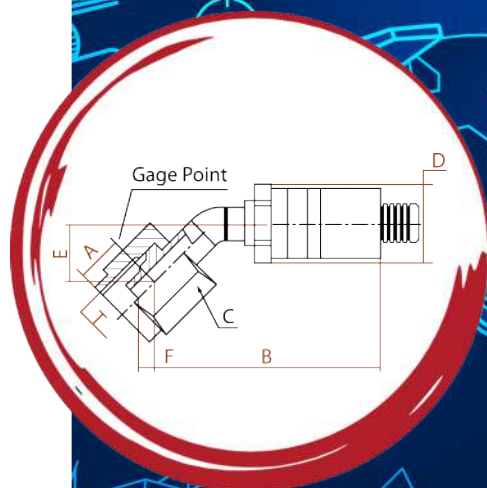
STRAIGHT FLARELESS FITTINGS - MATES WITH AS33514/AS33515 & AS4375/AS4377

HOSE SIZE	PART NUMBER	NUT THREAD SIZE (T)	NUT ENGAGEMENT LENGTH (A)	REACH MAX (B)	NUT SIZE (C)	COLLAR HEX SIZE (D)	DROP (E)	GAGE POINT (F)	WEIGHT (GRAMS) CRES
4	Y40404-62	7/16-20	8.1	39.6	14.3	22.2	NA	3.94	32.0
6	Y40406-62	9/16-18	8.3	45.7	17.5	25.4	NA	4.17	53.0
8	Y40408-62	3/4-16	9.3	52.3	22.2	30.5	NA	4.80	87.0
10	Y40410-62	7/8-14	10.1	62.0	25.4	35.7	NA	5.11	120.0
12	Y40412-62	1-1/16-12	10.7	65.0	31.8	42.8	NA	5.79	212.0
16	Y40416-62	1-5/16-12	10.8	76.2	38.1	50.8	NA	7.54	323.0



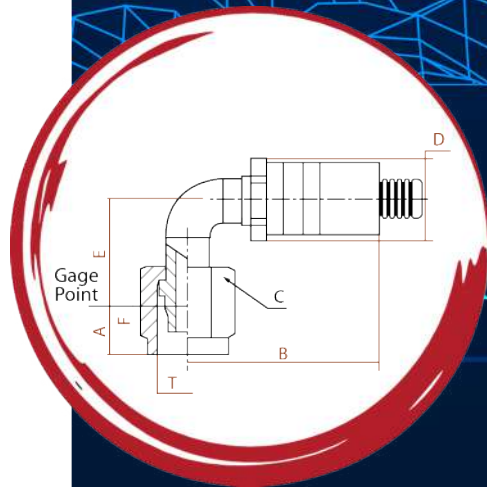
45° ELBOW FLARELESS FITTINGS - MATES WITH AS33514/AS33515 & AS4375/AS4377

HOSE SIZE	PART NUMBER	NUT THREAD SIZE (T)	NUT ENGAGEMENT LENGTH (A)	REACH MAX (B)	NUT SIZE (C)	COLLAR HEX SIZE (D)	DROP (E)	GAGE POINT (F)	WEIGHT (GRAMS) CRES
4	Y40504-62	7/16-20	8.1	55.1	14.3	22.2	10.6	2.79	33.0
6	Y40506-62	9/16-18	8.3	17.5	17.5	25.4	13.8	2.95	59.0
8	Y40508-62	3/4-16	9.3	22.2	22.2	30.5	15.3	3.4	100.0
10	Y40510-62	7/8-14	10.1	25.4	25.4	35.7	18.7	3.61	137.0
12	Y40512-62	1-1/16-12	10.7	31.8	31.8	42.8	18.7	4.09	240.0
16	Y40516-62	1-5/16-12	10.8	38.1	38.1	50.8	23.8	5.33	380.0



90° ELBOW FLARELESS FITTINGS - MATES WITH AS33514/AS33515 & AS4375/AS4377

HOSE SIZE	PART NUMBER	NUT THREAD SIZE (T)	NUT ENGAGEMENT LENGTH (A)	REACH MAX (B)	NUT SIZE (C)	COLLAR HEX SIZE (D)	DROP (E)	GAGE POINT (F)	WEIGHT (GRAMS) CRES
4	Y40604-62	7/16-20	8.1	40.1	14.3	22.2	18.9	3.94	34.0
6	Y40606-62	9/16-18	8.3	45.7	17.5	25.4	25.3	4.17	61.5
8	Y40608-62	3/4-16	9.3	61.0	22.2	30.5	29.2	4.80	105.5
10	Y40610-62	7/8-14	10.1	77.2	25.4	35.7	35.8	5.11	145.0
12	Y40612-62	1-1/16-12	10.7	85.1	31.8	42.8	37.7	5.79	254.0
16	Y40616-62	1-5/16-12	10.8	108.2	38.1	50.8	48.6	7.54	415.0



Titeflex R157 (660 SERIES) Dualseal Fittings

ENGLISH-INCHES

STRAIGHT DUALSEAL FITTINGS - MATES WITH MIL-F-85421/1 & /2 & AS4207

HOSE SIZE	PART NUMBER	NUT THREAD SIZE (T)	NUT ENGAGEMENT LENGTH (A)	REACH MAX (B)	NUT SIZE (C)	COLLAR HEX SIZE (D)	WEIGHT (LB) CRES
4	Y43004-48	7/16-24	0.215	1.530	0.562	0.875	0.1
6	Y43006-48	9/16-20	0.235	1.680	0.688	1.000	0.1
8	Y43008-48	23/32-20	0.248	1.800	0.875	1.200	0.2
10	Y43010-48	27/32-18	0.312	2.060	1.000	1.406	0.2
12	Y43012-48	1-16	0.352	2.150	1.250	1.687	0.4
16	Y43016-48	1-1/4-14	0.380	2.620	1.500	2.000	0.6

45° ELBOW DUALSEAL FITTINGS - MATES WITH MIL-F-85421/1 & /2 & AS4207

HOSE SIZE	PART NUMBER	NUT THREAD SIZE (T)	NUT ENGAGEMENT LENGTH (A)	REACH MAX (B)	NUT SIZE (C)	COLLAR HEX SIZE (D)	DROP (E)	WEIGHT (LB) CRES
4	Y43104-48	7/16-24	0.215	2.310	0.562	0.875	0.480	0.1
6	Y43106-48	9/16-20	0.235	2.590	0.688	1.000	0.570	0.1
8	Y43108-48	23/32-20	0.248	2.920	0.875	1.200	0.645	0.2
10	Y43110-48	27/32-18	0.312	3.360	1.000	1.406	0.736	0.3
12	Y43112-48	1-16	0.352	3.670	1.250	1.687	0.788	0.4
16	Y43116-48	1-1/4-14	0.380	4.470	1.500	2.000	0.917	0.7

90° ELBOW DUALSEAL FITTINGS - MATES WITH MIL-F-85421/1 & /2 & AS

HOSE SIZE	PART NUMBER	NUT THREAD SIZE (T)	NUT ENGAGEMENT LENGTH (A)	REACH MAX (B)	NUT SIZE (C)	COLLAR HEX SIZE (D)	DROP (E)	WEIGHT (LB) CRES
4	Y43204-48	7/16-24	0.215	2.020	0.562	0.875	0.825	0.1
6	Y43206-48	9/16-20	0.235	2.250	0.688	1.000	1.03	0.1
8	Y43208-48	23/32-20	0.248	2.380	0.875	1.200	1.21	0.2
10	Y43210-48	27/32-18	0.312	2.940	1.000	1.406	1.414	0.3
12	Y43212-48	1-16	0.352	3.570	1.250	1.687	1.560	0.5
16	Y43216-48	1-1/4-14	0.380	4.100	1.500	2.000	1.888	0.7

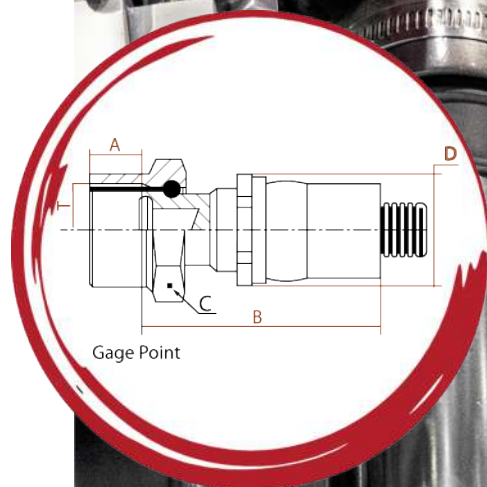
Titeflex R157 (660 SERIES)

Dualseal Fittings

METRIC-MILLIMETERS

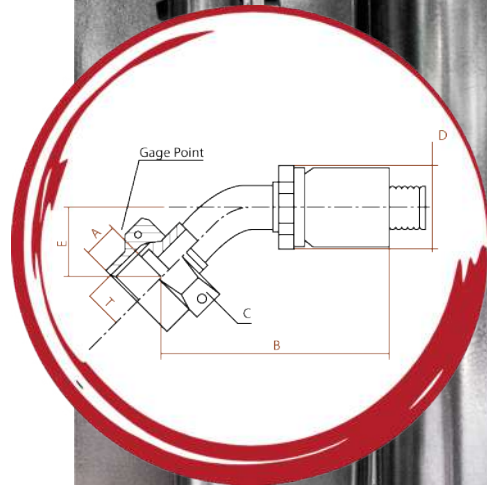
STRAIGHT DUALSEAL FITTINGS - MATES WITH MIL-F-85421/1 & /2 & AS4207

HOSE SIZE	PART NUMBER	NUT THREAD SIZE (T)	NUT ENGAGEMENT LENGTH (A)	REACH MAX (B)	NUT SIZE (C)	COLLAR HEX SIZE (D)	DROP (E)	WEIGHT (GRAMS) CRES
4	Y43004-48	7/16-24	5.5	38.9	14.3	22.2	NA	32.0
6	Y43006-48	9/16-20	6.0	42.7	17.5	25.4	NA	50.0
8	Y43008-48	23/32-20	6.3	45.7	22.2	30.5	NA	77.0
10	Y43010-48	27/32-18	7.9	52.3	25.4	35.7	NA	104.0
12	Y43012-48	1-16	8.9	54.6	28.6	42.8	NA	173.0
16	Y43016-48	1-1/4-14	9.7	66.5	38.1	50.8	NA	259.0



45° ELBOW DUALSEAL FITTINGS - MATES WITH MIL-F-85421/1 & /2 & AS4207

HOSE SIZE	PART NUMBER	NUT THREAD SIZE (T)	NUT ENGAGEMENT LENGTH (A)	REACH MAX (B)	NUT SIZE (C)	COLLAR HEX SIZE (D)	DROP (E)	WEIGHT (GRAMS) CRES
4	Y43104-48	7/16-24	5.5	58.7	14.3	22.2	12.2	32.0
6	Y43106-48	9/16-20	6.0	65.8	17.5	25.4	14.5	54.0
8	Y43108-48	23/32-20	6.3	74.2	22.2	30.5	16.4	86.0
10	Y43110-48	27/32-18	7.9	85.3	25.4	35.7	18.7	118.0
12	Y43112-48	1-16	8.9	93.2	28.6	42.8	20.0	195.0
16	Y43116-48	1-1/4-14	9.7	113.5	38.1	50.8	23.3	304.0



90° ELBOW DUALSEAL FITTINGS - MATES WITH MIL-F-85421/1 & /2 & AS4207

HOSE SIZE	PART NUMBER	NUT THREAD SIZE (T)	NUT ENGAGEMENT LENGTH (A)	REACH MAX (B)	NUT SIZE (C)	COLLAR HEX SIZE (D)	DROP (E)	WEIGHT (GRAMS) CRES
4	Y43204-48	7/16-24	5.5	51.3	14.3	22.2	21.0	32.0
6	Y43206-48	9/16-20	6.0	57.2	17.5	25.4	26.2	59.0
8	Y43208-48	23/32-20	6.3	60.5	22.2	30.5	30.7	91.0
10	Y43210-48	27/32-18	7.9	74.7	25.4	35.7	35.9	122.0
12	Y43212-48	1-16	8.9	90.7	28.6	42.8	39.6	204.0
16	Y43216-48	1-1/4-14	9.7	104.1	38.1	50.8	48.0	308.0

